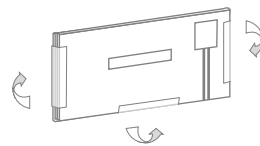
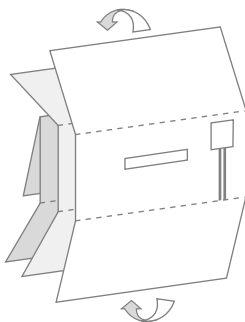
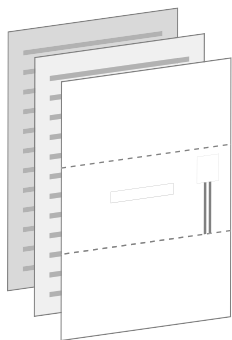


How to use the Business Reply Envelope (BRE)



Step 1. Print and fold along the dotted lines.

Step 2. Together with the Uplus Application form, the necessary documents and the BRE, fold inwards as shown.

Step 3. Use clear tape to seal along all the edges. Do not use staple. Post the sealed BRE and documents to us.

Fold Here

BUSINESS REPLY SERVICE
PERMIT NO. 01808



OVERSEA-CHINESE BANKING CORPORATION LIMITED
OCBC CREDIT CARDS
ROBINSON ROAD P.O. BOX 1386
SINGAPORE 902736

Postage will
be paid by
addressee.
For posting in
Singapore



Fold Here

Please Note:

- > Please ensure that the Uplus Application Form is complete and signed.
- > Please mail the signed Uplus Application Form with the necessary documents (as stated in the acknowledgement letter).
- > Thank you.

Seal here with clear tape

Seal here with clear tape